



District Report Card: 2017


State: Jharkhand	District: Bokaro
Class: 3	Subject: Language
Schools: 56	Students: 898


Participation/Coverage


Students

<div>GENDER</div> <div></div>	Boys				Girls			
	Number		%		Number		%	
	420		46.77		478		53.23	

<div>AREA</div> <div></div>	Rural				Urban			
	Number		%		Number		%	
	503		56.01		395		43.99	

<div>CATEGORY</div> <div></div>	SC		ST		OBC		GEN	
	Number	%	Number	%	Number	%	Number	%
	294	32.74	100	11.14	461	51.34	43	4.79

<div>CWSN</div> <div></div>	LD	VI	HI	S&LD	ID	Oth
	0	7	0	2	1	2

<div>Management</div> <div></div>	Government			Government-aided		
	Number		%	Number		%
	876		97.55	22		2.45

Average Performance of Students in Language (%)

Overall	Gender		Area		Management		Social Group			
	Male	Female	Rural	Urban	Govt.	Aided	SC	ST	OBC	GEN
73.76	72.67	74.73	70.97	77.32	74.42	47.58	73.49	65.87	75.24	78.14

Performance on Learning Outcomes (LOs)

Learning Outcomes	Description	Average Performance(%)
L304	Reads small texts with comprehension i.e., identifies main ideas, details, sequence and draws conclusions	75.58
L312	Reads printed scripts on the classroom walls: poems, posters, charts etc.	70.13

Range of Performance of Students who Answered Correctly							
Below 30%		30% - 50%		50% - 75%		Above 75%	
Number	%	Number	%	Number	%	Number	%
42	4.68	103	11.47	259	28.84	494	55.01

Lowest Performing Learning Outcomes (LOs)

1 - Reads printed scripts on the classroom walls: poems, posters, charts etc. (70.13)

2 - Reads small texts with comprehension i.e., identifies main ideas, details, sequence and draws conclusions (75.58)